


# Complete Guide to Headshot Secrets from Working Actors That Get You Noticed

In the competitive world of acting, your headshot is your first impression. It's what casting directors see before they decide whether or not to call you in for an audition. That's why it's so important to have a great headshot that showcases your best features and makes you stand out from the crowd.

But what makes a great headshot? And how can you create one that will help you get noticed by casting directors?

In this guide, we'll share the secrets to creating a headshot that will make you stand out and land more auditions. We'll cover everything from choosing the right photographer to wardrobe and posing. So whether you're a beginner or a seasoned actor, this guide will help you take your headshots to the next level.



## Audition: A Complete Guide to Headshot Secrets from Working Actors, that Get You Noticed by Casting Directors (Headshot Photography, Audition, Auditioning, ... Acting Books, Acting in Film, Improv)

by Bernard Brunstein

★★★★☆ 4.5 out of 5

Language : English  
File size : 2484 KB  
Text-to-Speech : Enabled  
Enhanced typesetting : Enabled  
Word Wise : Enabled  
Print length : 42 pages  
Lending : Enabled  
Screen Reader : Supported



The first step to creating a great headshot is choosing the right photographer. Not all photographers are created equal, and you want to find someone who specializes in headshots and understands the needs of actors.

Here are a few things to look for when choosing a photographer:

- **Experience:** How long have they been photographing actors? Do they have a portfolio of headshots that you can review?
- **Style:** Do their headshots have the look and feel that you're going for?
- **Price:** How much do they charge for a headshot session? Make sure to get a quote before you book a session.

Once you've found a few photographers that you like, schedule a consultation. This will give you a chance to meet the photographer in person and discuss your vision for your headshots.

The clothes you wear in your headshot should be clean, pressed, and fit you well. Avoid wearing anything too revealing or distracting. You want the focus to be on your face, not your outfit.

Here are a few tips for choosing the right wardrobe for your headshot:

- **Choose colors that complement your skin tone and hair color.**
- **Avoid wearing patterns or logos.**

- **Make sure your clothes fit well and are comfortable.**
- **Bring a few different outfits to your session so that you can have options.**

The way you pose for your headshot can make a big difference in the overall look and feel of the photo. You want to appear confident and approachable, but you also want to avoid looking stiff or unnatural.

Here are a few tips for posing for your headshot:

- **Relax your shoulders and neck.**
- **Make eye contact with the camera.**
- **Smile naturally.**
- **Don't be afraid to experiment with different poses.**

The lighting in your headshot can make a big difference in the overall look of the photo. You want the lighting to be flattering and to showcase your best features.

Here are a few tips for getting the best lighting for your headshot:

- **Shoot in natural light whenever possible.**
- **If you're shooting indoors, use soft, diffused lighting.**
- **Avoid shooting in direct sunlight, as this can create harsh shadows.**

Once you have your headshot photos, you may want to consider having them retouched. Retouching can help to remove any blemishes or imperfections, and it can also help to enhance the overall look of the photo.

However, it's important to be careful not to overdo it with retouching. You don't want your headshot to look fake or unnatural.

Here are a few tips for retouching your headshots:

- **Only retouch what is necessary.**
- **Use a light touch.**
- **Make sure the retouching is consistent with the overall look and feel of the photo.**

Creating a great headshot is an important part of your acting career. By following the tips in this guide, you can create a headshot that will make you stand out and land more auditions.

Remember, your headshot is your first impression, so make it a good one!



## **Audition: A Complete Guide to Headshot Secrets from Working Actors, that Get You Noticed by Casting Directors (Headshot Photography, Audition, Auditioning, ... Acting Books, Acting in Film, Improv)**

by Bernard Brunstein

★★★★☆ 4.5 out of 5

Language : English

File size : 2484 KB

Text-to-Speech : Enabled


Enhanced typesetting : Enabled

Word Wise : Enabled

Print length : 42 pages  
Lending : Enabled  
Screen Reader : Supported


FREE

DOWNLOAD E-BOOK



## Fly Fishing the Rapid River: A Journey into Angling Paradise

Nestled amidst towering mountains and verdant forests, the Rapid River beckons fly fishers with its pristine waters and abundance of elusive trout. This...



## First Field Guide to Mushrooms of Southern Africa: Your Gateway to the Fascinating Fungal Kingdom

Unveil the Hidden Treasures of the Mycological World Embark on an extraordinary journey into the realm of fungi with "First Field Guide to Mushrooms of...